

Level One – Post-Course Activities

Awesome Leadership

Record of company/unit service

Name: _____

AL course attended: _____

Your email: _____

Leader's name: _____





















Company/Unit: _____































Leader's email: _____

Organise and run a minimum of:

- 3 administrative activities (i.e. fall in, notices, ending prayer, songs for devotions, tidy up the GB/ IFG cupboard).
- 7 games (one per week) within your company or unit.
- Hold 3 meetings with a mentor (see form for details).

When completed send this form and your mentoring form to gbleadershiptraining@gmail.com at least 2 months prior to commencing the Level 2 Awesome Leadership Course.

Date	Activity description	Evaluation	Feedback / signature
	Administrative activity 1:	    	Leader sign:
		Leader / Capitan's feedback	
	Administrative activity 2:	    	Leader sign:
		Leader / Capitan's feedback	
	Administrative activity 3:	    	Leader sign:
		Leader / Capitan's feedback	
	Game 1:	    	Leader sign:
		Leader / Capitan's feedback	

Game 2:	    	Leader sign:
	Leader / Capitan's feedback	
Game 3:	    	Leader sign:
	Leader / Capitan's feedback	
Game 4:	    	Leader sign:
	Leader / Capitan's feedback	
Game 5:	    	Leader sign
	Leader / Capitan's feedback	
Game 6:	    	Leader sign
	Leader / Capitan's feedback	
Game 7:	    	Leader sign
	Leader / Capitan's feedback	

Mentoring Meetings

We were created to be part of a community. We were never meant to walk this faith journey alone. A mentor is someone you can meet with that helps you along this faith journey by praying for you, listening to you and challenging you in your faith.

1. Consider a person who might be suitable to be your mentor. You must speak to your parents about this activity and together consider a possible mentor. Parents are more than welcome to contact your Company Captain/ Unit Team Leader to discuss and ask any questions they might have.

Your possible mentor may be a person you know who is a little older than you, had different experiences in their faith journey and someone that you respect. This person may be:

- Girls' Brigade Company Captain or iconz4girlz Team Leader.
- Experienced Leader.
- Company/ Unit Chaplain.
- A trusted member of your Church family.

It is best not to choose one of your friends, as you can easily get distracted from the purpose of the mentoring. If you are unsure who to ask, speak to your Captain/ Team Leader.

2. Once you have decided, ask the person if they would be willing to mentor you. When asking them, explain that:

- You are training to be a leader in the Girls' Brigade Company or iconz4girlz Unit and part of your training is to meet with a mentor.
- You would meet together at least three (3) times (45mins – 1hr per meeting).
- They would not have to prepare anything for the meeting.
- Their role is to listen carefully, help you reflect on your leadership and faith and keep you accountable to any actions decided in a mentoring session.
- They are not to act as a counsellor or coach.

3. Once they have agreed, plan your Mentoring dates and times.

4. Meet together. You can share what you have been learning about God and yourself in your leadership training and your own personal faith journey.

5. After each meeting, complete the meeting log on the following page. Once you have met with your mentor at least three times, hand the meeting log into your Captain/ Team Leader.

Meeting	Date of Meeting	Mentor's Signature
1		
2		
3		

Captain/ Team Leader signature: _____ Date: ___/___/___